

The cover features a large, sweeping graphic element that curves from the top left towards the bottom right. This element is composed of several overlapping bands of color: a light teal on the left, a bright yellow in the middle, and a dark green on the right. The dark green section on the right contains the title 'DESIGNER'S CLUB' in white, serif, all-caps font. The words are stacked, with 'DESIGNER'S' on top and 'CLUB' below it, followed by a registered trademark symbol (®).

DESIGNER'S  
CLUB®

USER GUIDE

# WELCOME

## to Designer's Club®

Unique among art services, *Designer's Club*® gives you a generous monthly supply of contemporary graphics in the most popular file formats illustrating a wide variety of subjects drawn in the most desirable styles. *Designer's Club* images feature easy-to-use grouped contours that allow you image manipulation for more creativity. Graphics are offered in both black/white and color formats. Each EPS image is created to be the most artistic and technologically advanced graphics available anywhere today.

*Designer's Club* graphics push the limits of EPS technology – they range from sophisticated to fun and whimsical, giving you the best variety of any art service. In each monthly addition you will receive web-ready GIF files including animations, web site templates, Flash Elements, ready-made layouts, and posterized vector photos. Be sure to take advantage of your *Art on Demand*® service offered exclusively to art service subscribers.

### **BASIC REQUIREMENTS**

All documentation assumes you have a basic understanding of how to use your computer and the programs you have purchased for it.

Designer's Club images require application(s) that are compatible with EPS file formats. EPS images are saved as Adobe Illustrator version 3 or 5 files

Any other hardware requirements will be based primarily on the applications you use and the type of final output you plan to produce. For best results with EPS images, your printer should be PostScript compatible.

## LOCATING IMAGES

### **PRINTED INDEX**

Your printed index contains a printed pictorial index, which provides a thumbnail and file name for each image in the issue.

### **EXTENSIS PORTFOLIO BROWSER**

Included on the CD is a copy of the Extensis Portfolio™ Browser. This application allows you to “browse” a catalog of images. You can view the thumbnail versions of the images in the catalog, search for images by keywords, preview images and copy them to your hard drive. The Extensis Portfolio Browser can be run off of the CD; no installation is required.

#### Mac Users

Simply double-click the “DC\_XX00.fdb” file to open the electronic catalog with the Portfolio Browser. Mac G4 users see below.

#### Windows and Macintosh G4 Users

- 1) Launch the Extensis Portfolio Browser.EXE file found in the Extensis Portfolio Browser folder.
- 2) From the Open Catalog dialog box, move up one level and open the “DC\_XX00.fdb” file.

For instructions on how to use the Extensis Portfolio Browser, refer to “Portfolio 3.0 Browser QSG.pdf”. It can be found in the Extensis Portfolio Browser folder.

**Current month Browser catalog:** This catalog contains all the images in the current month’s Designer’s Club package.

**Current year cumulative Browser catalog:** This catalog contains all the images from January of the current year through the present.

You do not need Extensis Portfolio™ browser or any of the items in the catalog folder to use the artwork on the CD.

## ART ON DEMAND™

*Art on Demand* is a special service available to current Dynamic Graphics' art service subscribers that offers exclusive access to our extensive art library featuring over 80,000 custom-quality graphics. Contact our helpful *Art on Demand* representative by phone, fax or e-mail, request the image you need, and we'll send it by mail or modem for only \$10 per image (extra for overnight requests). *Art on Demand* is a great way to find the exact image you need — fast!

Call: 800-227-7048 ext. 103

Fax: 800-488-3492

E-mail: [aod@dgusa.com](mailto:aod@dgusa.com)

Business Hours: Monday–Friday 8:00 a.m.–5:00 p.m. Central Time.

Outside U.S. and Canada: Contact your local Dynamic Graphics Representative.

## USING DESIGNER'S CLUB IMAGES

### Page Layout Programs

Open or create a document in your page layout program, then PLACE any TIFF or EPS image.

- In QuarkXPress, draw a picture box, then choose Get Picture from the File menu.
- In Adobe PageMaker, choose Place from the File menu, select the desired image, then click where you want the image to be placed.
- In Adobe InDesign, choose Place from the File menu, select the desired image, then click where you want the image to be placed.
- In Microsoft Word, place the cursor where you want the graphic to be, then choose Insert from the Picture menu.

### Draw Programs

OPEN or IMPORT any EPS image.

- In Adobe Illustrator, choose Open from the File menu.
- In Macromedia FreeHand, choose Open from the File menu.
- In Corel DRAW!, choose Open or Import from the File menu.

When you open or import an EPS image in a draw program, you will be able to manipulate the image just as you would manipulate artwork that you created in the program — deleting or redrawing shapes, changing colors, etc.

Many of your images have grouped elements — that is, related elements are grouped together so that an entire section or object can be lifted out and used as stand-alone artwork. In order to pull apart the layers of an EPS file, you must open or import it in a PostScript draw program like Adobe Illustrator or Macromedia FreeHand.

Caution for FreeHand users: Artwork can also be accessed by choosing Place from the File menu, but when you use this option, you will not be able to edit the artwork. To be sure you can edit the artwork, use the Open command rather than the Place command.

## USING DESIGNER'S CLUB IMAGES

### Paint Programs

OPEN any EPS image.

- In Adobe Photoshop, choose Open from the File menu.

When you open or import an EPS image in a paint program, it will be converted from vectors to pixels. You will be able to manipulate the image just as you would manipulate artwork that you created in the program – applying filters, making selections and filling them with color, etc. – but you will not be able to edit the contours as you would in a vector-based draw program.

If your application was not listed above, please consult your manual for compatibility.

## WEB IMAGES

Each Designer's Club issue includes 22 GIF images, 10 JPEG images, 1 Web Site Template and 6 Flash Elements ready for use in your web pages.

### **GIF Files**

Each GIF image has two versions: one for use on light colored backgrounds and one for dark colored backgrounds. The background area of the graphic is transparent so the image can be used on a variety of background colors and textures. To see the animated GIF images in action, open the GIF index.HTM document in the folder titled Web Images. Open the document from within your web browser software and be sure your preferences are set for animation.

### **JPG Files**

JPEG images have a drop shadow over a white background.

### **HTM Files**

Each Designer's Club issue includes one web site consisting of a home page and linked pages. Customize the text to suit your specific needs using an HTML editor. Copy the folder titled WebTemp to your hard drive before you try to edit the pages. Web Site Templates are compatible with browser versions 3.0 and up.

### **SWF & FLA Files**

Each issue of Designer's Club will include 6 Flash Elements created using Macromedia® Flash™. Use the SWF (Shockwave Flash) files as attention getters and animation spot art when building your web pages. If you own Flash, you can edit & customize the FLA (Flash) file to create information and navigation using the graphic provided.

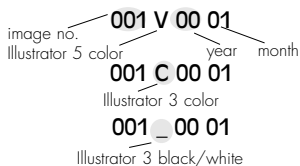
To see the Flash images in action, open the Flashindex.HTM document in the Flashfiles folder. Open the document from within your web browser software and be sure you have the Flash Player Plug-in installed. The folder titled DC Users Guide contains an interactive tutorial to learn more about how to use DC Flash Elements.

(The Plug-in is a free download from Macromedia's web site)

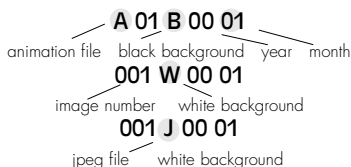
# FILE NAME CONVENTION

Each image is identified by a file name.

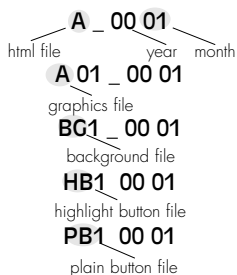
## EPS Images



## Web GIF & JPEG Images



## Web Templates



## Flash Elements



Illustrator 3 EPS color files are provided primarily for CorelDraw and Freehand users to assure that their software correctly interprets gradual color shifts, or gradients used in these illustrations.

EPS (Encapsulated PostScript®) art is resolution-independent. Resolution is determined by your PostScript output device. Reducing or enlarging an EPS image does not affect quality.

TIF (Tagged Image File) art is bitmapped, and resolution affects quality. Some Ready-Made Layouts contain EPS images with placed TIF images. Reducing or enlarging these files will affect the output quality.



## LICENSE AGREEMENT & COPYRIGHT INFORMATION

For our most recently updated License Agreement, please check our web site at <http://www.dgusa.com>

THIS IS A LEGAL AGREEMENT BETWEEN YOU AND DYNAMIC GRAPHICS, INC. THE TERM CONTENT IS DEFINED AS ANY IMAGES, ILLUSTRATIONS AND PHOTOGRAPHS, INCLUDED IN THE PRODUCT PURCHASED. BY USING CONTENT, YOU AGREE TO BE BOUND BY THIS AGREEMENT. IF YOU DO NOT AGREE, PROMPTLY DISCONTINUE USE.

### AGREEMENT IS AS FOLLOWS:

All Content is licensed to or owned by Dynamic Graphics and is protected by international copyright laws. Dynamic Graphics warrants that it has the right to grant this license to you. This is a perpetual License at will and can be terminated by Dynamic Graphics at any time. Neither Dynamic Graphics nor its licensors shall be liable to you for any consequential, incidental, direct, indirect or other damages arising out of the license of Content, including any claim of a third party.

Your rights of usage under this Agreement is the non-exclusive, non-transferable right to use the Content in whole or in part in advertising and promotional materials for you or your customers or direct clients. Examples of use include: advertisements, articles in magazines and newspapers, reports, brochures, books, newsletters, multimedia applications and presentations, packaging, broadcast, films, documentaries, television productions, commercials, and training and industrial videos. Content may be used as part of a web site or design which appears on a web site on the internet but may not be used in a downloadable or FTP format.

Content may not be rented, sold, given away, leased, sub-licensed or loaned in any form. Additionally, you agree to take all steps necessary to prevent any third party from duplicating or distributing any Content. Defamatory, offensive, pornographic, or otherwise unlawful uses of images are expressly prohibited. Use of logos or trademarks without authorization from the owner is denied. The use of Content in whole or in part without written permission for multiple resale in the form of stock proofs, engravings, film, mats, printing, digitized images, etc. is expressly denied.

All equipment accessing Content must be at one physical location and be operating under one organization. No copies of this Content may be resold or redistributed.

This license will terminate automatically without notice from Dynamic Graphics if you fail to comply with any provision of this license. Upon termination, you shall destroy all Content or copies thereof. If any provision of this Agreement is held invalid, the remainder of the Agreement shall remain in full force and effect.

All rights not specifically granted to you by this Agreement are reserved. Questions on usage or rights should be directed to Dynamic Graphics, Inc. at the address or telephone number listed below.

This Agreement shall be governed by the laws of the State of Illinois.

©Copyright 1999 Dynamic Graphics, Inc., 6000 N. Forest Park Drive, Peoria, Illinois 61614, U.S.A. (309) 688-8800.

All Content is licensed to or owned by Dynamic Graphics, Inc.

## **LICENSE AGREEMENT & COPYRIGHT INFORMATION**

### **LIMITED WARRANTY**

For 90 days from the date of delivery to the purchaser, Dynamic Graphics, Inc. warrants to the purchaser that the materials on which the software (product) is recorded are free of defects in manufacture or damage during shipment, and that it is correctly recorded. Any return must be because of manufacturing defect or damage during shipment and be made to Dynamic Graphics, Inc. or the authorized dealer where the product was purchased. Product cannot be returned because of defect due to abuse, negligence, accident, or alteration.

### **SITE LICENSE INFORMATION**

Site licenses are available upon request from Dynamic Graphics, Inc.

For more information, please call:

Roger Van Zandbergen

(309) 687-0154

## TECH SUPPORT & CONTACT INFORMATION

Visit us on the World Wide Web at

<http://www.dgusa.com>

Dynamic Graphics, Inc.  
6000 N. Forest Park Drive  
Peoria, IL 61614-3592

Technical Support/CustomerOne

Phone: 800-255-8800

Fax: 309-688-5873

Business hours - Monday through Friday 8 am to 5 pm central time

Product Managers

Steve Justice

[justice@dgusa.com](mailto:justice@dgusa.com)

James Mystic

[mistic@dgusa.com](mailto:mistic@dgusa.com)

International customers, contact your local Dynamic Graphics representative.

Clipper Creative Art Service®, Designer's Club®, Print Media Service®, Dynamic Graphics ArtWorks® and are registered trademarks of Dynamic Graphics, Inc. All rights reserved.